

HORIZONTAL SLIDING WALLS

The Architects' Choice



TECHNICAL INFORMATION



 **PANDA**
WINDOWS & DOORS



HORIZONTAL SLIDING WALLS



Horizontal Sliding Wall (HSW) systems are the premier option for maximizing openings (up to 100%) by sliding and storing panels outside of the opening. The system is top-hung and is comprised of multiple individual panels. Featuring completely customizable parking areas, the panels can slide and stack anywhere along the track - even in a closet around the corner.

Applications and Uses

By creatively storing panels around corners and in closets, the HSW System is truly versatile door system. Innovative, customizable, and easy-to-use, the HSW system is a popular choice for both commercial and residential projects.

Features and Benefits

- Custom engineered parking areas to fit your exact design specifications.
- Operable swing panels can be integrated into the system for daily use without having to open the entire system.



- Panels can be stacked outside of the opening, leaving 100% of the opening clear.
- Frameless options allow for no sight lines and uninterrupted views, providing an ultra-modern design for contemporary projects.
- Locking hardware and concealed throw pins create a secure system.
- European hardware and Delrin polymer rollers allow the system to roll smoothly, keeping the rollers from developing a flat side over time.
- Our unique 6063-T6 aluminum extrusions means Panda systems are more durable and reliable than our competitors', even with everyday use.

Customization

Panda fabricates every system according to your exact design and specifications. Choose from a variety of finishes for wood, track, handles, glass, finish and even curved systems.



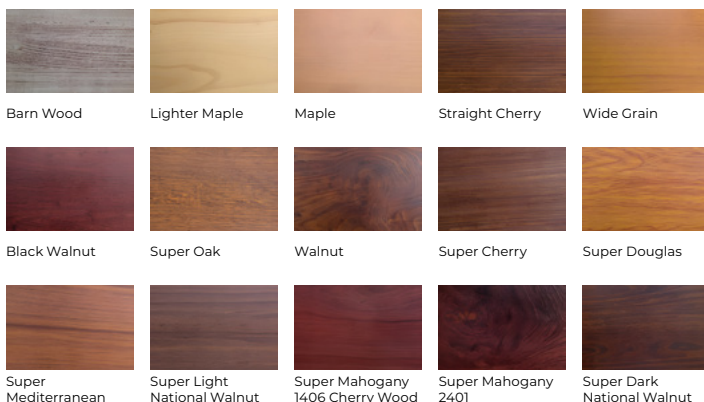
FINISH OPTIONS



Wood

Panda offers many different species for our wood-clad and solid wood systems. Available options are: Stain Grade Pine, Paint Grade Poplar, African Mahogany, Clear Pine, Douglas Fir, Vertical Grain Douglas Fir, Maple, Birch, Cherry, Oak, Alder, Knotty Alder, Teak, and Walnut.

For options not listed or custom wood detailing requests, our team is ready to help meet your design goals.




Due to technical reasons, colors will appear different compared to a sample of the same color in real life. Actual product may vary from samples within specified ranges.

Powder Coat Finishes

Choose from numerous finish options to make your window or door system your very own. If you would like to create or match custom colors beyond the standard options, our team is ready to assist you.

Twenty-five powder coat finish options are available as standard AAMA 2604. Also available are metallic/bonded powder coat, anodized, Kynar, and Duranar finishes.

A two-tone color scheme is available for all thermally-broken systems. Rest assured, our team is here to help you choose the right finish for the environment in which your system will be installed.



Faux Wood

When your space needs more than a standard stock color, elevate your design with our wood grain textures.

In response to the growing demand for LEED and GREEN builds, Panda is proud to be one of the first companies in the United States to incorporate this cutting-edge design into our aluminum products.

Providing the look of wood and durability of aluminum, faux wood provides a no-compromise solution that will surely exceed all expectations.

TRACK OPTIONS



1/2" ADA Surface Track

Best for interior applications or full coverage applications, ramps come as standard on the interior and exterior.



3/4" Surface Track

Best for interior applications or full coverage applications, ramps come as standard on the interior and exterior, with weep drainage options available.



3/4" Recessed Track

The smallest recessed track available. Recommended for interior applications or where there is full coverage of the door system.



1 1/2" Recessed Drainage Track

Ideal for applications where the 2" Thermally Broken Recessed Drainage Track may be too large. No drain option also available.



1 1/2" ADA Recessed Drainage Track

An ADA compliant recessed drainage track ideal for commercial applications.



2" Thermally Broken Recessed Drainage Track

With its thermally-isolating properties, this track offers improved energy efficiency performance by creating a barrier between inside and outside temperatures.



Dust Proof Keepers

The most minimal, no-track option available. Recommended for applications with high foot-traffic and limited weather exposure; as it has no weather resistance properties. Each keeper cylinder can lock when panels are open to become ADA compliant.

HANDLE OPTIONS

Choose from several designs for your HSW Door System. If you have something else in mind, our engineering team are here to talk to you about what is possible.

Panda 150



Our standard throw handle. The finish is powder coated to match the system.

Panda-V



An alternate throw handle design. The finish is powder coated to match the system. Designed only for use on Solid Wood systems.

Panda-V (Lock)



An alternate throw handle design with lock integration. The finish is powder coated to match the system. Designed only for use on Solid Wood systems.

Aria Throw



An alternate throw handle design that matches the "Aria" swing door handle style. Available in Dark Bronze and White.

Leilani



Operable door handles are used on systems that incorporate operable doors. Available in White, Black, and Dark Bronze.

Acacia



Operable door handles are used on systems that incorporate operable doors. Available in White, Dark Bronze, Black, Brushed Chrome, and Satin Chrome.

Summit



Operable door handles are used on systems that incorporate operable doors. Available in White, Dark Bronze, Black, Silver, Brushed Chrome, and Satin Chrome.

Aria




Operable door handles are used on systems that incorporate operable doors. Available in White, Dark Bronze, Black, Brushed Chrome, and Satin Chrome.

GLASS OPTIONS

Low-E glass comes standard for all units. If you require a specific Low-E or no Low-E option, we will be happy to advise you on the best type of glass for your project.

**HS.51 and HTS.60 systems are available with a triple glass pane.*



SEGMENTED RADIUS

Panda is pleased to offer a segmented, curved HSW Door System also known as a segmented radius system. Intended for projects designed with a radius system where the client prefers an HSW unit over a sliding system. Panda is ready to work with you to design, customize, and build the right system for your project.

STILES/PANEL INFO




Model	Material & Construction	Panel Thickness	Stile & Rail Profile
HFS.92 All Aluminum Frameless	Custom all-aluminum extrusions.	1 1/2"	3 7/8"
HWS.74 Aluminum / Wood Clad	Wood panels operable clips lock onto aluminum extrusion for easy repairs.	2 5/8"	2 13/16"
HWTS.75 Aluminum / Wood Clad Thermally Broken	Thermal breaks with wood cladding provide superior insulation.	2 5/8"	2 3/16"
HS.51 All Aluminum	Custom all aluminum extrusions.	2 3/8"	2 1/16"
HTS.60 All Aluminum Thermally Broken	Thermal breaks create non-conductive area using polyamide iso-bar.	2 3/8"	2 1/16"
HWWS.66 Solid Wood	Solid exterior/LVL wood core.	2 1/2"	3 1/8"

Click or scan QR code to view Technical Specs.

HFS.92 All Aluminum Frameless




HWWS.66 Solid Wood



HWTS.75 Aluminum / Wood Clad Thermally Broken



HWS.74 Aluminum / Wood Clad



HS.51 All Aluminum



Horizontal Sliding Wall Animations



HTS.60 All Aluminum Thermally Broken





N







THE ART OF LUXURY



3415 Bellington Road
N. Las Vegas, NV 89030
(888) 246-1651

www.panda-windows.com

Last Updated May 2024